

2022

603396

营口金辰机械

.....4

.....5

.....10

.....36

.....53

.....55

.....77

.....86

.....87

.....87

		PVD()
BSF		Field Alumi ni um Back Surface p-n P+
PERC		Passivated Emitter Rear Contact
TOPCON		Tunnel Oxide Passivated Contact 2nm (n+)
HJT		HJT Hetero Junction Technology N PERC
		perovski te solar cells,
W KW MW GW TW		W KW MW GW 1MW=1000KW 1GW=1000MW 1TW=1000GW
		2022 1 1 2022 12 31

	YINGKOU JINCHEN MACHINERY CO. , LTD.
	JINCHEN MACHINERY

	95
	0417-6682389
	0417-6682388
	jc_i rm@j inchenmachi ne. com

	95
	1688 B
	215000
	http://www.jinchensolar.com/
	jcirm@jinchennachine.com

	www.cnstock.com
	www.cs.com.cn www.stcn.com
	www.zqrb.cn
	www.sse.com.cn
	95

A			603396	

			22	
		9		
			95	
		2020	12	11

()

	2022	2021		2020
	1,951,696,239.10	1,609,752,690.26	(%)	1,060,752,735.27
	1,951,696,239.10	1,609,752,690.26	21.24	1,060,752,735.27
	64,486,025.00	60,811,035.35	6.04	82,559,578.11

	46,506,075.28	43,262,040.54	7.50	76,115,861.91
	-127,939,537.85	-82,763,355.20	54.58	-70,559,953.04
	75,800,573.00	-184,979,622.15	- 140.98	-110,771,424.98
	-17,566,374.96	431,301,668.72	- 104.07	42,358,952.78

2022

2021

2020

%

()

2022

	1-3	4-6	7-9	10-12
	457,476,026.07	494,516,796.81	497,956,583.73	501,746,832.49
	27,926,915.58	9,892,469.64	17,156,018.30	9,510,621.48
	25,725,013.84	3,597,210.14	12,413,878.47	4,769,972.83
	-100,497,075.38	-97,897,320.70	1,399,315.69	69,055,542.54

	2022		2021	2020
	2,495,604.80		-477,607.37	402,348.26
	6,089,866.09		14,219,444.58	4,320,592.84
	3,808,561.98		3,219,209.78	1,849,688.44

	3,050,337.26		3,065,560.84	1,085,136.99
	375,314.78		103,438.60	
	5,619,695.46		1,879,224.32	-243,546.22
	3,000,666.57		3,767,558.52	741,511.32
	458,764.08		692,717.42	228,992.79
	17,979,949.72		17,548,994.81	6,443,716.20

1 ---

1 ---

	181,504,068.49	50,304,520.55	131,199,547.94	-1,199,547.94
	109,981,026.20	89,999,436.85	-19,981,589.35	
	291,485,094.69	140,303,957.40	111,217,958.59	-1,199,547.94

2022

	HJT	TOPCON	PECVD
1			
"		4.0	" "
"	"		
"		5-10	
2			
	HJT 1	TOPCON	PVD
			HJT TOPCON PECVD
3			

2016

" "

"

"

" "

"

"

"

"

"

"

"

" "

"

"

2019

" "

HJT

TOPCON

"

"

TOPCON
AOI

PECVD PVD

HJT PECVD
PL

HJT PECVD TOPCON PECVD PVD

		EL	
		EVA/TPT	
	EVA		

	HJT TOPCON	PECVD PECVD PL&	PVD		
--	---------------	-----------------------	-----	--	--

1

"

"

"

"

"

"

2

"

"

MRP

3

"

"

"

"

4

U

64		4	28		389		
72			48	PCT	2		
	7		65	2022	12 31		687
	270		412	3	PCT	2	
	32						

4

PLM

"

"

5

2022
21.24%

145,429.69

383,519.22
3.91%

29.78%

2022

3-5

()
1.

			%
	1,951,696,239.10	1,609,752,690.26	21.24
	1,360,624,413.08	1,124,237,993.01	21.03
	106,996,580.24	62,986,082.70	69.87
	124,384,622.00	105,470,469.06	17.93
	-21,430,223.87	14,234,485.07	-250.55
	174,269,356.99	129,870,916.11	34.19
	-127,939,537.85	-82,763,355.20	54.58
	75,800,573.00	-184,979,622.15	-140.98
	-17,566,374.96	431,301,668.72	-104.07

21.24%

21.03%

69.87%

17.93%

250.55%

34.19%

TOPCON PECVD

HJT PECVD PVD

54.58%

140.98%

104.07%

2.

21.24%

160.44%

(1).

: :

			%			
			%	%	%	%
	1,946,936,051.51	1,359,684,560.72	30.16	21.40	21.30	0.05

			%	%	%	%
	1,797,261,038.86	1,260,081,942.43	29.89	24.93	24.57	0.20
	135,710,014.29	91,175,568.16	32.82	-11.88	-10.79	0.82
	13,964,998.36	8,427,050.13	39.66	25.41	17.88	3.85
			%	%	%	%
	1,110,196,257.78	851,657,859.02	23.29	-13.43	-5.17	6.69
	836,739,793.73	508,026,701.70	39.28	160.44	127.97	8.65
			%	%	%	%
	1,946,936,051.51	1,359,684,560.72	30.16	21.40	21.30	0.05

160.44%

(2).

					%	%	%
		516	458	243	36.15	32.37	31.35

2022

389	246	-2.38	

		5,000,000.00	3,500,000.00	3,500,000.00	1,500,000.00		
		10,200,000.00	6,120,000.00	6,120,000.00	4,080,000.00		
		9,960,000.00	5,976,000.00	5,976,000.00	3,984,000.00		
		9,900,000.00	8,910,000.00	8,910,000.00	990,000.00		
		5,454,000.00	3,272,400.00	3,272,400.00	2,181,600.00		
		7,150,000.00	4,290,000.00	4,290,000.00	2,860,000.00		
		9,645,000.00	5,787,000.00	5,787,000.00	3,858,000.00		

(4).

			(%)		(%)	(%)	
		1,120,905,406.48	82.44	867,802,928.8	77.42	29.17	
		56,131,668.27	4.13	70,056,423.47	6.25	-19.88	
		71,510,571.50	5.26	64,339,819.31	5.74	11.15	
		27,741,040.05	2.04	32,281,999.93	2.88	-14.07	
		27,013,369.75	1.99	35,868,888.82	3.20	-24.69	
		56,382,504.68	4.15	50,552,715.18	4.51	11.53	

			(%)		(%)	(%)	
		1,036,741,354.76	76.25	787,601,280.93	70.27	31.63	
		49,732,601.79	3.66	63,629,353.95	5.68	-21.84	
		65,040,615.98	4.78	62,173,780.49	5.55	4.61	
		26,697,833.38	1.96	22,769,327.64	2.03	17.25	
		26,425,072.50	1.94	31,398,798.84	2.80	-15.84	
		55,444,464.03	4.08	43,979,112.29	3.92	26.07	
		76,595,730.64	5.63	84,672,735.37	7.56	-9.54	
		6,073,293.43	0.45	4,332,438.39	0.39	40.18	
		5,976,156.47	0.44	4,806,414.55	0.43	24.34	
		1,022,833.78	0.08	3,502,980.10	0.31	-70.80	
		571,960.21	0.04	1,940,339.93	0.17	-70.52	
		935,593.63	0.07	2,947,539.28	0.26	-68.26	

		493,799.04	0.04	0	0	0	
		20,372.90	-	0	0	0	
		16,337.04	-	148,692.41	0.01	-89.01	
		2,447.02	-	0	0	0	

FOB

-

(5).

1.

1

			%			
	1,589,400	30				

	30%	298,160.39	1,589,400	1,291,239.61		

2.

2022 4 27

1,000 2022 9 28

2022 6 28

" "

300

210

70%

90

30% 2022 8 30

2022 8 19

3.

	2022	2021	%	
	106,996,580.24	62,986,082.70	69.87	
	124,384,622.00	105,470,469.06	17.93	
	174,269,356.99	129,870,916.11	34.19	
	-21,430,223.87	14,234,485.07	-250.55	

4.

(1).

	174,269,356.99
	174,269,356.99
%	8.93%
%	

(2).

	389
%	23.72
	4
	28
	202
	155
	0
30	30
30-40	30 40
	141
	177

40-50	40	50	56
50-60	50	60	14
60			1

(3).

(4).

5.

	2022	2021		
	-127,939,537.85	-82,763,355.20	54.58%	
	75,800,573.00	-184,979,622.15	-140.98%	
	-17,566,374.96	431,301,668.72	-104.07%	3.7

()

()

1.

		%		%	%	
	3,835,192,228.87	100.00	2,955,155,741.90	100.00	29.78	
	386,977,331.99	10.09	426,448,862.78	14.43	-9.26	
	1,251,040,481.12	32.62	847,457,423.50	28.68	47.62	
	52,520,112.90	1.37	54,226,295.72	1.83	-3.15	
	18,551,127.49	0.48	13,051,211.49	0.44	42.14	
	1,421,044,789.21	37.05	937,233,442.27	31.72	51.62	
	231,797,347.80	6.04	203,085,669.48	6.87	14.14	
	350,000,000.00	9.13				

	79,154,707.91	
	59,443,105.53	
	19,711,602.38	
	45,885,389.70	
	125,040,097.61	

4.

()

2013 16

"

" "

"

()

2021 3,188.20 73.72% 3 5,538.41

1.

				1,589,400.00	71.76												
				5,020,000.00	100												

				38,674,745.77	100											
				8,000,000.00	100											
				2,100,000.00	70											
	/	/	/	55,384,145.77	/	/	/	/	/	/	/	/	/	/	/	/

2.

2022 6 28

4

2022 6 29

2022-044

2022 11 25
 092
 4
 2022 < 11 29 >
 2022-

3.

						/		
	181,504,068.49	-1,199,547.94			230,000,000.00	360,000,000.00		50,304,520.55
	181,504,068.49	-1,199,547.94			230,000,000.00	360,000,000.00		50,304,520.55

4.

()

()

" " 1. " " 3. " " "

()

()

2022

1
1

4.0 " "

2

" " " "

2022

230GW " " 400GW
" 2023-2027"

2022

2022

392.61GW 30.8%	51.11GW 8	4.9% (58.47%	2022 4276	
)		2022	2023	
"	"		2022		500
	423.61	50.74	38.15		
318GW	82.7 60.7%	2022 288.7GW	63.4%	2023 357GW	2022 57.5%
"					"

TOPCON HJT

95GW-120GW 2023
N

2023

2027

280-330GW

3

PERC

TOPCON HJT

TOPCON HJT

2025

"

50%

GW

+"

()

HJT TOPCON

" " 3-5

1

PL IBC
TOPCON TOPCON
PECVD HJT PECVD PVD

2

" "

2022

3

5G PECVD PVD HJT

()

1 2023
2023

HJT HJT TOPCON HJT
HJT TOPCON " "

HJT TOPCON

1

HJT

HJT

TOPCON

HJT

" "

2

HJT TOPCON

PECVD

3

4

PECVD

5

"

"

6

/ " "

7

ERP PLM

/

LTC

2

1

MWT

4

5

"

"

6

2023

()

1

TOPCON HJT PECVD

2

3

" 201" " 301"

4

5
2020 -2022 34.37% 29.68% 29.89% 34.92% 30.11% 30.16%

6

2022	2022 3 14	www. sse. com. cn	2022 3 15	2022
2021	2022 5 18	www. sse. com. cn	2022 5 19	2021 2021 2021 2022 2021 2021 2021 2021 2022
2022	2022 6 20	www. sse. com. cn	2022 6 21	< > < > < >
2022	2022 8 1	www. sse. com. cn	2022 8 2	< >
2022	2022 12 14	www. sse. com. cn	2022 12 15	

	2020/12/28	2023/12/28	50,015,692	50,015,692	-		72.27	
	2020/12/28	2023/12/28	-	-	-		48.75	
	2020/12/28	2023/12/28	4,037,300	3,037,300	-1,000,000		39.28	
	2020/12/28	2023/12/28	-	-	-		50.58	
	2020/12/28	2023/12/28	-	-	-		10.00	
	2020/12/28	2023/12/28	-	-	-		10.00	
	2022/03/14	2023/12/28	-	-	-		10.00	
	2020/12/28	2023/12/28	-	-	-		10.25	

			42	2022/06/02	2023/12/28	-	7,200	7,200		80.60	
			40	2022/06/02	2023/12/28	-	7,200	7,200		50.57	
			43	2022/8/19	2023/12/28	-	-	-		58.91	
			66	2020/12/28	2022/03/14	-	-	-		-	
			52	2020/12/28	2022/6/20	-	-	-		-	
			49	2020/12/28	2022/9/1	-	-	-		88.35	
			49	2020/12/28	2022/2/11	-	-	-		-	
	/	/	/	/	/	54,052,992	53,091,752	-961,240	/	1,204.46	/

	1996 2004 8	2004 8	2011 11	2011 11
	2019 7	2020 4	2004 8	2022 3 3
	2017 12	2022 6		
	1979 2005 12	2005 12	2011 11	2011 11
7	2011 6	2020 12 30	2011 11	2019 7
	2019 7	2019		
	1995 2000	2000 2003	2004 8	2011 11
		2011 6	2020 12 30	2021 1 1
		2011 11	2012 3	2019 7
	2021 12	2022 3		
	2000 1	2005 1	2007 1	2017 12
			2017 12	2020 12
12				2020

	2005				2017	12				2019	1	2022	5			
	2005	2007						2007	2008				2008			
	2010				2010	2013					2013	2015				
		2016				2017	12									
	1984	8	2000	9						2000	10	2008	11			
					2008	12					2022	3				
	2008	2	2013	4					2013	4	2017	12				
					2017	12	2019	2					2019	2	2019	
	12							2019	12				2020	12		
		2022	6													
	1997	3	2008	5									2008	6		
													2012	3		
	1995	8	2001	1				2001	1	2007	5					
			2007	5	2007	9				2007	9	2011	10			
						2011	11						2022	6		
	1997	1999						1999	2001						2001	
	2008					2008	2011	7				2011	7	11		
			2011	11	2018	12			2011	11	2020	12			2020	12
			2016	11												
	Solar Ovonix Inc.				Qatar Solar Corp.			Wintech Corp.		Erlangen University				United		
						2017	05		2022	05	Bloosolar Inc.		Impres Inc.		2022	8
										1993	2002	3			2002	5
	2007	11				2008	2	2015	8					2015	9	2020
	12				2020	12	2023	3								
												2013	2019	1		

	2019 2	2020 12	2020 12	
	1991 4	1993 6	1993 2012 4	1988 9 1991 4
	2012 4	2020 12	2020 12	
	1997 6	2002 7	()	, 2002 7 2020 10 ()
	2021 1		2022 6	2023 3
	2000 3	2006 12		2007 2 2013 4
	()	2013 4	2015 5	2015 6 2021 1
		-	2021 2	2022 6 2022 6
	2013 9	2015 5	2015 5	2021 9
		2021 9	2022 6	2022 6
	2019 8		2017 8	2018 4
			2019 8	2020 6
		2022 8		2020 6 2022 6
	2000 11	2014 7		2014 7 2015 6
			2015 7	2016
	4	2022 5	2020 1	2020 11

()

1.

			2021 1 1	

2.

			2017 12	
			2015 7	
			2019 4	2022 5
			2020 1	

2020

()

	2022 4 28	2022
	2022 6 2	< > < > 2022
	2022 6 28	
	2022 7 15	< > 2022
	2022 8 19	
	2022 8 29	2022 2022
	2022 9 13	
	2022 10 28	2022
	2022 11 25	< > 2022

()

		12	12	5	0	0	3
		12	12	4	0	0	5
		12	12	1	0	0	

	12
	1
	0
	11

()

()

(1).

(2).

--	--	--	--

2022 4
27

2021

2021

2021

2022

2022 8 29	2022	2021 1-6 2021 1-6	
2022 9 12			
2022 10 28	2022	2021 1-9 2021 1-9	

(3).

2022 2 25			
2022 6 1			
2022 8 18			

(4).

2022 4 27			

(5).

()

	168
	1,472
	1,640
	1
	680
	265
	389
	36
	270
	1,640
	4
	48
	406
	453
	729
	1,640

()

"

"

()

()

	159,221.00
	10,547,598.05

()

3 —

2021	2021	2021
18,606,893.12	10	1.60 ()
2022		30.60%
2022 12 31	116,168,002	10
		1.70 ()
		19,748,560.34
	30.62%	
		2022

()

()

()

		:	:
10			
10			

112,080								
13,000								
125,080								
2022	11	9	2022 11 7			9	2022 11	
125,080								
2022 11 7								
2022	11	23	2021			23	2022 11	
2021								
21.99								
8.15								
2021								
12								

()

()

:

						()		
		35,900	0	0	0	117.13	21,540	83.24
		28,700	0	0	0	117.13	17,220	83.24
		23,900	0	0	0	117.13	14,340	83.24

	2021 12 21	
		2021 79.73
2021 12 21 2021	76 2022 1 18 "	"
342,320	2022 10 12	

:

		17,900	0	58.57	0	10,740	10,740	83.24
		14,300	0	58.57	0	8,580	8,580	83.24
		12,000	0	58.57	0	7,200	7,200	83.24
		14,300	0	58.57	0	8,580	8,580	83.24
		12,000	0	58.57	0	7,200	7,200	83.24
		12,000	0	58.57	0	7,200	7,200	83.24
		8,300	0	58.57	0	4,980	4,980	83.24
	/	90,800	0	/	0	54,480	54,480	/

2021 12 21

76

2021
29.32

2022

+ "

"
"

"

[2023]110Z0036

2022

www.sse.com.cn

	34.42

()

()

1.

2.

“ ”

34.42 ISO14001

3.

()

()

	/
	/

()

ESG

()

(

				3					
			"	"					

36

2017 10
18
2022 10
18

25%

24

			3					
			" "					
			36					
			25%					
			25%					
				2017 10				
				18				
				2022 10				
				18				

			" "					
			1					
			2					
			3					

			A B C D 4					

		AG	UBS	6	2021 7 15 2022 1 16			

()

()

" "

2021 12 30 15 [2021]35
" 15 " "

()

:									
()	()			()	()	()	()	()	()
				11,070,000	11,207,900			5 31 5,535,000	11,070,000 2020 5,535,000 2020 11 30 44,110
				2,165,674	2,273,957.7			24,992	108,283.7 2,165,674

				1,060,000					
				22,260,000					
									()
				1				" "	
				63,800,000.00				6,380	
				8,416,727.26	72,216,727.26				5,380
				72,216,727.26	.26		()		2023 3 21
							()		
				2022					
				9 26					
				2					
							()		201,442

()

()

1

2

3

()

1

2

3

4

()

1

2

3

()

1

2

3

1

		326,111.80	32,611.18	327,413.80	16,370.69
		10,969.77		366,500.00	
				21,000.00	1,050.00
		20,980,500.00	18,382,446.92	20,980,500.00	14,305,925.00

2

			81,000.00
			1,240,840.70
		2,598,053.08	2,598,053.10

"

"

()

()

()

1

2

019

2022

3

		280	28,149.33	2021/3/27	2022/3/26	-28,149.33				
		280	65,520.00	2022/3/27	2022/12/26	-65,520.00				
		280	970.67	2022/12/27	2023/12/26	-970.67				
		1000	342,100.00	2021/11/12	2022/11/11	-342,100.00				
		2477.57	390,217.28	2022/5/22	2023/5/21	-390,217.28				
		271 2 3780	1,060,000.00	2020/2/21	2023/2/20	-1,060,000.00				
			936,000.00	2021/4/10	2024/4/9	-936,000.00				

		271 2 3250								
		4689.96 +800	686,934.00	2021/7/1	2022/6/30	-686,934.00				
		4689.96 +800	811,438.00	2022/7/1	2024/6/30	-811,438.00				
		288 1000	420,000.00	2022/3/18	2023/3/18	-420,000.00				
		40 600	90,000.00	2022/1/1	2022/6/30	-90,000.00				
		1699.17	333,376.00	2022/5/1	2024/4/30	-333,376.00				
		1258 B3 1005	100,500.00	2021/6/1	2022/5/31	-72,360.00				
		888	160,930.00	2022/3/1	2024/2/29	-160,930.00				

		1302-1 418								
		2400	1,123,200.00	2021/10/16	2024/10/15	-1,123,200.00				
		/212.6	84,453.58	2021/3/1	2022/5/31	-84,453.58				
		105 1	45,360.00	2021/11/15	2022/2/14	-45,360.00				
		105 1	68,040.00	2022/2/15	2022/5/14	-68,040.00				
		105 1	136,080.00	2022/5/15	2022/11/14	-136,080.00				
		105 1	22,680.00	2022/11/15	2023/5/14	-22,680.00				
		18413	538,580.25	2022/9/16	2025/9/15	-538,580.25				

		101 I 2-4 11873.4	40,369.56	2022/11/10	2025/11/9	-40,369.56				

()

()

1.

(1)

		100,000,000.00	50,000,000.00	0

(2)

(3)

2.

(1)

(2)

(3)

3.

()

()
1

		(%)							(%)
	10,220,548	8.81	293,200			-10,345,628	-10,052,428	168,120	0.14
1									
2	2,323,292	2.00				-2,323,292	-2,323,292		
3	7,224,852	6.23	293,200			-7,349,932	-7,056,732	168,120	0.14
	3,190,425	2.75				-3,190,425	-3,190,425		
	4,034,427	3.48	293,200			-4,159,507	-3,866,307	168,120	0.14
4	672,404	0.58				-672,404	-672,404		
	672,404	0.58				-672,404	-672,404		
	105,779,334	91.19				10,220,548	10,220,548	115,999,882	99.86
1	105,779,334	91.19				10,220,548	10,220,548	115,999,882	99.86
2									
3									
4									
	115,999,882	100	293,200			-125,080	168,120	116,168,002	100

115,999,882

116,293,082.00

2021 12 21

2021

76

293,200.00

2021 12 21

2021 12 27

2021 12 31

2022 1 17

2

2021				293,200
	2022	1	17	
		115,999,882	116,293,082	
2021		"	"	
				125,080

2	-						16
1							
-	-						2022 1
1		134,480	134,480	0	0		16
-	-						2022 1
	1	53,792	53,792	0	0		16
-	-						2022 1
	1	80,668	80,668	0	0		16
-	-						2022 1
1		322,754	322,754	0	0		16
-	-						2022 1
1		107,584	107,584	0	0		16
-	-						2022 1
2		53,792	53,792	0	0		16
-	6						2022 1
-	6	16,137	16,137	0	0		16
UBS AG							2022 1
		672,404	672,404	0	0		16
							2022 1
		537,923	537,923	0	0		16
-	SD001						2022 1
97	-	61,861	61,861	0	0		16
-	SD002						2022 1
114	-	99,515	99,515	0	0		16
-	9						2022 1
-	121	107,584	107,584	0	0		16
-	1						2022 1
-	122	161,377	161,377	0	0		16
-	-						2022 1
		53,792	53,792	0	0		16

1						16
-	-	80,688	80,688	0	0	2022 16
108						
-	-	53,792	53,792	0	0	2022 16
96						
-		164,217	164,217	0	0	2022 16
-		159,085	159,085	0	0	2022 16
		403,442	403,442	0	0	2022 16
		1,748,251	1,748,251	0	0	2022 16
		322,754	322,754	0	0	2022 16
		4,034,427	4,034,427	0	0	2022 16
		575,041	575,041	0	0	2022 16
		0	0	293,200	168,120	
		10,220,548	10,220,548	293,200	168,120	/ /

2021 12 21

2021

76

293,200.00

2022

1 17

2021

"

"

125,080

2022

11 7

()

()

" "

()

()

()	42,184
()	42,430
	0
	0

()

:

(%)

	-2,172,127	2,541,000	2.19	0		0	
	838,200	838,200	0.72	0		0	
	710,000	710,000	0.61	0		0	
	708,000	708,000	0.61	0		0	
	552,900	552,900	0.48	0		0	
	515,300	515,300	0.44	0		0	
	498,200	498,200	0.43	0		0	
				50,015,692			50,015,692
				5,350,000			5,350,000
				3,037,300			3,037,300
				2,541,000			2,541,000
				838,200			838,200
				710,000			710,000

	708,000		708,000
	552,900		552,900
	515,300		515,300
	498,200		498,200

1		13,440		-	
2		10,740		-	
3		8,580		-	
4		8,580		-	
5		7,200		-	
6		7,200		-	
7		7,200		-	
8		5,280		-	
9		4,980		-	
10		4,980		-	

--	--

11 7 2022 1 17 2021 2021 2022

	12 24	40%
	24 36	30%
	36 48	30%

() 10

()

1

2

3

4

5

()

1

2

10	
10	

3

4

5

6

()

80%

[2023]110Z0035

12 31

2022

2022

2022 12 31

2022

"

"

1

2022 12 31
18,725.04

30.28%

134,806.68

4

2

1

2

3

4

5

1

2022

194,693.61

39

2

1

2

3

4

5

6

2022

1

2

3

2022 12 31

:

:

:

	29	4,532,373.51	2,493,951.95
	30	55,811,224.50	32,078,297.12
	31	17,302,120.19	14,391,190.61
		492,610,219.59	325,511,991.58
		3,835,192,228.87	2,955,155,741.90
	32	350,000,000.00	290,000,000.00
	35	196,299,207.40	172,954,498.16
	36	811,468,779.94	369,713,425.74

	55	796,177,856.81	799,919,066.87
	56	9,846,788.40	17,172,724.00
	57	-995,883.01	146,997.27
	58	25,897,626.40	19,360,992.54
	59	39,922,396.14	39,468,908.42
	60	486,973,687.30	441,501,131.14
		1,454,296,897.24	1,399,517,454.24
		38,472,492.36	47,710,153.07
		1,492,769,389.60	1,447,227,607.31
		3,835,192,228.87	2,955,155,741.90

2022 12 31

:

: :

		2022 12 31	2021 12 31
		320,001,367.17	342,601,882.97
		50,304,520.55	181,504,068.49
		224,700.00	
	1	1,240,909,145.41	777,213,183.29
		55,255,407.15	89,220,940.00
		33,044,766.10	41,030,095.09
	2	199,577,365.26	98,919,486.65
		78,372,768.95	54,693,768.95
		898,707,996.41	685,659,227.53
		120,272,772.58	139,780,463.20
		26,098,929.75	140,483.32
		2,944,396,970.38	2,356,069,830.54
		30,331,467.03	
	3	178,761,765.09	121,561,659.83

		24,794,516.80	26,591,153.68
		176,994,511.09	151,161,702.14
		57,532,365.19	8,889,380.53
		6,434,283.92	9,007,997.48
		7,284,238.05	7,610,398.55
		1,394,577.23	2,493,951.95
		36,669,481.27	23,743,127.86
		15,030,328.41	12,621,880.25
		535,227,534.08	363,681,252.27
		3,479,624,504.46	2,719,751,082.81
		350,000,000.00	290,000,000.00
		167,626,000.00	153,076,621.16
		891,590,366.07	454,417,283.64
		772,082,573.81	512,761,908.41
		7,505,924.65	6,169,208.92
		733,540.20	15,899,747.73
		12,995,715.70	23,272,065.96
		2,641,015.03	2,429,990.85
		64,105,894.22	38,801,625.36
		2,269,281,029.68	1,496,828,452.03
		3,608,846.24	6,249,861.27
		2,048,396.20	1,241,146.57
		45,678.08	225,610.27
		5,702,920.52	7,716,618.11
		2,274,983,950.20	1,504,545,070.14
		116,168,002.00	116,293,082.00

		796,177,856.81	799,919,066.87
		9,846,788.40	17,172,724.00
		16,785,609.90	16,785,609.90
		39,745,500.87	39,292,013.15
		245,610,373.08	260,088,964.75
		1,204,640,554.26	1,215,206,012.67
		3,479,624,504.46	2,719,751,082.81

2022 1—12

: :

		2022	2021
		1,951,696,239.10	1,609,752,690.26
	61	1,951,696,239.10	1,609,752,690.26
		1,758,204,448.30	1,449,437,970.93

61

" "			
" _"			
" "	70	-1,199,547.94	1,504,068.49
" _"	71	-77,192,405.66	-59,962,242.54
" _"	72	-40,376,009.24	-13,665,523.72
" "	73	-85,943.54	-477,607.37
" "		92,118,252.74	103,726,682.67
	74	5,775,084.01	3,171,874.55

2			
3			
4			
5			
6		-1,142,880.28	121,224.45
7			
		81,178,401.22	77,922,785.41
		63,343,144.72	60,932,259.80
		17,835,256.50	16,990,525.61
	(/)	0.55	0.55
	(/)	0.55	0.55

0 0 ,

2022 1—12

		2022	2021
	4	1,881,327,187.37	1,519,717,161.07
	4	1,715,322,557.93	1,366,778,111.46
		6,309,254.95	8,720,429.84
		40,871,871.98	27,209,941.84
		44,783,150.72	42,192,404.69
		69,068,917.08	51,808,688.41
		-22,149,985.72	14,007,730.32
		14,601,463.73	11,567,239.27
		4,540,047.06	2,558,669.65
		5,510,856.47	11,935,550.19
" "	5	52,350,982.49	59,428,416.92
		-300,000.00	-1,549,891.57
" _"			
" "		-1,199,547.94	1,504,068.49

" _"		-76,632,749.34	-52,467,483.34
" _"		-20,909,578.16	-5,458,861.32
" "			-497,101.66
" "		-13,758,616.05	23,444,443.79
		5,291,824.53	2,511,619.13
		104,616.91	1,137,426.27
" "		-8,571,408.43	24,818,636.65
		-13,106,285.60	-8,316,540.74
" "		4,534,877.17	33,135,177.39
" "		4,534,877.17	33,135,177.39
" "			
1.			
2.			
3.			
4.			
1.			
2.			
3.			
4.			
5.			
6.			
7.			
		4,534,877.17	33,135,177.39
(/)			
(/)			

2022 1—12

		2022	2021
		1,275,449,606.36	1,080,073,437.94
		99,073,882.94	23,562,919.69
	78	60,156,104.64	37,992,687.11
		1,434,679,593.94	1,141,629,044.74
		974,896,944.77	778,990,805.67
		262,933,215.21	213,418,846.41
		135,000,598.88	80,106,617.16
	78	189,788,372.93	151,876,130.70
		1,562,619,131.79	1,224,392,399.94
		-127,939,537.85	-82,763,355.20
		360,000,000.00	180,000,000.00
		4,249,885.20	2,236,327.37

		-	266,394.95
		794,700.00	
		365,044,585.20	182,502,722.32
		50,067,160.95	57,482,344.47
		230,000,000.00	310,000,000.00
		794,700.00	
	78	8,382,151.25	
		289,244,012.20	367,482,344.47
		75,800,573.00	-184,979,622.15
		900,000.00	387,352,698.64
		-	300,000.00
		370,000,000.00	290,000,000.00
		370,900,000.00	677,352,698.64
		310,000,000.00	200,000,000.00
		59,222,172.37	39,447,614.15
		26,469,160.00	3,000,000.00
	78	19,244,202.59	6,603,415.77
		388,466,374.96	246,051,029.92
		-17,566,374.96	431,301,668.72
		5,538,146.94	-1,441,329.21
		-64,167,192.87	162,117,362.16
		371,989,816.95	209,872,454.79
		307,822,624.08	371,989,816.95

2022 1—12

		2022	2021
		1,058,719,830.69	921,585,688.46
		80,815,222.83	21,732,241.66
		37,254,428.66	31,456,620.41
		1,176,789,482.18	974,774,550.53
		1,060,497,925.31	881,656,256.45
		43,082,164.94	42,394,418.21
		33,355,500.99	37,508,399.05
		178,030,836.14	171,622,158.66
		1,314,966,427.38	1,133,181,232.37
		-138,176,945.20	-158,406,681.84
		360,000,000.00	180,000,000.00
		28,491,025.20	48,709,876.15
			50,350.00
		794,700.00	
		389,285,725.20	228,760,226.15
		39,288,656.18	51,572,257.22
		230,000,000.00	341,882,000.00
		44,747,593.91	
		314,036,250.09	393,454,257.22
		75,249,475.11	-164,694,031.07
			387,052,698.64
		370,000,000.00	290,000,000.00
		370,000,000.00	677,052,698.64
		310,000,000.00	200,000,000.00

		32,753,012.37	36,447,614.15
		11,148,705.91	2,985,371.66
		353,901,718.28	239,432,985.81
		16,098,281.72	437,619,712.83
		4,247,951.19	-1,545,259.68
		-42,581,237.18	112,973,740.24
		303,841,714.14	190,867,973.90
		261,260,476.96	303,841,714.14

	2022													
	()													
	116,293, 082.00				799,919, 066.87	17,172, 724.00	146,99 7.27	19,360, 992.54	39,468, 908.42		441,501 ,131.14	1,399,51 7,454.24	47,710,1 53.07	1,447,22 7,607.31

1					- 7,200,85 5.60								- 7,200,855. 60	500,000. 00	- 6,700,85 5.60
2															
3	- 125,080. 00				3,459,64 5.54	- 7,325,9 35.60							10,660,501 .14		10,660,5 01.14
4														- 1,589,40 0.00	- 1,589,40 0.00
								453,487 .72		- 19,013, 468.84		- 18,559,981 .12	- 26,965,7 60.00	- 45,525,7 41.12	
1							453,487 .72		- 453,487 .72						
2															
3									- 18,559, 981.12		- 18,559,981 .12	- 26,965,7 60.00	- 45,525,7 41.12		
4															
1															
2															
3															

4														
5														
6														
							6,536,633.86					6,536,633.86	982,242.79	7,518,876.65
1							6,663,487.42					6,663,487.42	1,002,058.90	7,665,546.32
2							126,853.56					126,853.56	19,816.11	146,669.67
	116,168,002.00				796,177,856.81	9,846,788.40	-995,883.01	25,897,626.40	39,922,396.14		486,973,687.30	1,454,296,897.24	38,472,492.36	1,492,769,389.60

2021														
	()													

105,779

: :

	2022										
	()										
	116,293,082.00				799,919,066.87	17,172,724.00		16,785,609.90	39,292,013.15	260,088,964.75	1,215,206,012.67
	116,293,082.00				799,919,066.87	17,172,724.00		16,785,609.90	39,292,013.15	260,088,964.75	1,215,206,012.67
" "	- 125,080.00				- 3,741,210.06	- 7,325,935.60			453,487.72	- 14,478,591.67	- 10,565,458.41
										4,534,877.17	4,534,877.17
	- 125,080.00				- 3,741,210.06	- 7,325,935.60					3,459,645.54
1					- 7,200,855.60						- 7,200,855.60
2											
3	- 125,080.00				3,459,645.54	- 7,325,935.60					10,660,501.14
4											

									453,487 .72	- 19,013,468.8 4	- 18,559,98 1.12
1									453,487 .72	-453,487.72	
2										- 18,559,981.1 2	- 18,559,98 1.12
3											
1											
2											
3											
4											
5											
6											
1											
2											
	116,168, 002.00				796,177,856. 81	9,846,78 8.40		16,785,609. 90	39,745, 500.87	245,610,373. 08	1,204,640 ,554.26

2022

	2021										
	()										
	105,779, 334.00				424,987, ,625.17			14,690, 097.64	35,978, 495.41	255,654, ,345.26	837,089, ,897.48

2										- 25,387, 040.16	- 25,387, 040.16
3											
1											
2											
3											
4											
5											
6											
								2,095,5 12.26			2,095,5 12.26
1								2,264,5 81.82			2,264,5 81.82
2								169,069 .56			169,069 .56
	116,293, 082.00				799,919 ,066.87	17,172,7 24.00		16,785, 609.90	39,292, 013.15	260,088 ,964.75	1,215,2 06,012. 67

1.

				"	"	"	"		
				2004	8	30			
						2108112300161			
				100				80%	10%
10%									
	2011	7	20				10%	10	
									2011
8	19								"
				"	"	"			
								9.8901	
		5,400		8.7912				675	
1.0989						109.8901			
	2%		2.1978						109.8901
			80			72.80%		10	
	9.10%			8.7912			8.00%	7.8022	
		7.10%		3.2967			3.00%		
	2011	10	18						
30				110,109,892.45		1	0.463173643		2011 9
				59,109,892.45					5,100
	2011	11	10						5,100
210800004059290									
	2013	12	18	2013					5,100
		5,666.6667		5,100		5,666.6667			
					"	"			6,000
		566.6667							
						2014	1	17	
									2014 1 15
	2014								
102						38.2506			
	2017	5	26				2017	797	"
								1,889	
				"					
	2017	10	18						5,666.6667
		7,555.6667				5,666.6667		7,555.6667	
		5,666.6667			75%			1,889.0000	
25%									
	2018	10	18			1,267.9173			
		2018				2018	12	31	75,556,667
				10	4			30,222,667	2019 7
									105,779,334
31									
				105,779,334					
	2020	10	19			6,158.2492			
	2021	6	30				2021	1419	"
					"				
									10
				10,220,548			2021	7	15
115,999,882									
				115,999,882					

2021 12 21
 58.57 / 2021 12 27 76 2021 293,200.00 293,200.00
 17,172,724.00
 2022 7 15
 125,080 2022 9 28
 7,325,935.60 116,168,002

95
 1688 B

2023 4 17

2.

1

			%	
1			100.00	
2			71.76	
3			100.00	
4			70.00	
5			100.00	
6			100.00	
7			100.00	
8			70.00	
9			100.00	
10			70.00	
11			100.00	
12			92.00	
13			70.00	
14			70.00	
15			100.00	

2

1			2022	
2			2022	

2022				
3			2022	
		"	"	

1.

15 ---

2014

2.

12

1.

2.

1 1 12 31

3.

4.

()

5.

1

" 6 6

3

6.

1

2

3

4

A.

a

b

c

B.

a

b

c

A.

B.

C.

5

" "

" " " "

"

"

"

"

"

"

"

"

"

"

6

A.

/

B.

A.

B.

"

"

"

"

"

"

"

"

"

- a
- b
- c
- d

7.

1

2

8.

9.

1

2

3

"

"

"

"

10.

1

2

3

A.

5

12
12

12

12

12

A /

A1.

1	
2	

A2.

1	
2	

A3.

12

1	
2	
3	
4	

A4.

- 1
- 2

A5.

A6.

:

B

12

A.

B.

C.

D.

E.

F.

G.

H.

30

30

30

6

A.

B.

A.

B.

22 -

2

3

4

5

16.
(1).

(2).

10 5

" " " " " "

17.

1

~

3

"

"

2

3

1

20%

20%

50%

2

A.

B.

A.

B.

C.

D.

3

22.
(1).

1

2

22

		%	%
	20	5	4.75

23.
(1).

(2).

		10-35	5	9.50-2.71
		8-10	5	11.875-9.50
		4-8	5	11.875-23.75
		3-5	5	31.67-19.00
		3-10	5	31.67-9.50

(3).

24.

1
2

25.

1

3

2

26.

27.

28.

- 1
- 2
- 3
- 4

35

29.

(1).

	50	
	3-5	
	3-10	

(2).

- A.
- B.
- C.
- D.
- E.

30.

33.
(1).

A.
B.

(2).

A

B.

C.

D.

a

b

c

(3).

(4).

A.

B.

C.

34.

:

35.

1

2

36.

1

2

3

4

5

6

37.

38.

(1).

1

2

(2).

39.

"

"

"

"

"

"

"

"

40.

1

2

3

1

(2).

2020

(3).

2021 1 1

12

•
•
•
•

35

:

-
-
-
-
-

) (

B. A.

A.

-

-

B.

28

10

10

43.

1

"

"

"

"

2

A

B

C

(3)

2022 1 1

15

2022 1 1

15

A

16

18 —

18 —

2023 1 1

B

37 —

C

16

16

16

(2).

(3). 2022

45.

1.

		13%	9%	6%	5% 3%
		7%			
		25%	16.5%	20%	15%
		1.2%	12%		
		3%			
		2%			

	%
	25
	16.5
	25
	25
	25
	25
	25
	20
	20
	25

2.

1	2021 9	2021	2023
	GR202121002282		
	15%		
2			
			2021
13			
100%			
3			[2011]100
		13%	3%
4	2022 11	2022	2024
	GR202232009171		
	15%		
5	2020 12	2020	2022
	GR202032003401		
	15%		
6	2020 12	2020	2022
	GR202032005091		
	15%		

7	2020	12		2020	2022
	GR202032007626				
		15%			
8	2021	11		2021	2023
	GR202132000759				
		15%			
9	2022	11	22		2022
	GR202213003436				2024
			15%		
10				100	
12.5%		20%			

3.

1

	132,471.46	207,717.04
	307,690,152.62	371,782,099.91
	79,154,707.91	54,459,045.83
	386,977,331.99	426,448,862.78
	21,207,439.27	10,554,666.66

2022	12	31	59,443,105.53
19,711,602.38			

2

	50,304,520.55	181,504,068.49
	50,000,000.00	180,000,000.00
	304,520.55	1,504,068.49
	50,304,520.55	181,504,068.49

3

4

(1).

	224,700.00	
	224,700.00	

(2).

(3).

		250,500.00
		250,500.00

(4).

(5).

		(%)		(%)			(%)		(%)	

1	250,500.00	100	25,800.00	10.30	224,700.00					
	250,500.00	/	25,800.00	/	224,700.00		/		/	

1

			%
	250,500.00	25,800.00	10.3
	250,500.00	25,800.00	10.3

(6).

		25,800.00		25,800.00
		25,800.00		25,800.00

(7).

5

(1).

1	
1	
1	787,681,560.25
1	787,681,560.25
1 2	335,303,127.84
2 3	98,197,127.73
3	
3 4	25,222,149.82
4 5	51,588,206.21
5	50,074,604.14
	1,348,066,775.99

(2).

		(%)		(%)			(%)		(%)	
	48,533,849.25	3.60	30,057,749.25	61.93	18,476,100.00	21,267,027.85	2.41	21,267,027.85	100.00	
	1,299,532,926.74	96.40	157,192,682.47	12.10	1,142,340,244.27	861,597,379.98	97.59	124,120,982.68	14.41	737,476,397.30
2	1,299,532,926.74	96.40	157,192,682.47	12.10	1,142,340,244.27	861,597,379.98	97.59	124,120,982.68	14.41	737,476,397.30
	1,348,066,775.99	/	187,250,431.72	/	1,160,816,344.27	882,864,407.83	/	145,388,010.53	/	737,476,397.30

3-4	20,689,352.92	8,275,741.18	40.00
4-5	23,983,706.21	16,788,594.35	70.00
5	40,878,051.79	40,878,051.79	100.00
	1,299,532,926.74	157,192,682.47	12.10

(3).

	145,388,010. 53	70,947,348. 99	155,314. 78	30,089,164. 69	1,159,551. 67	187,250,431. 72
	145,388,010. 53	70,947,348. 99	155,314. 78	30,089,164. 69	1,159,551. 67	187,250,431. 72

(4).

	29,387,425.10

()		6,021,751.10			
		2,165,674.00			
		21,200,000.00			
	/	29,387,425.10	/	/	/

(5).

		(%)	
	95,774,223.39	7.10	5,700,380.79
	90,638,035.89	6.72	4,531,901.79
	79,553,367.33	5.90	6,194,221.18
	47,595,000.00	3.53	4,759,500.00
	43,608,305.00	3.23	2,180,415.25
	357,168,931.61	26.48	23,366,419.01

(6).

(7).

6

-	89,999,436.85	109,981,026.20
	89,999,436.85	109,981,026.20

	2022 12 31		
		%	
1.			
2.	89,999,436.85		

	2022 12 31			
		%		
	89,999,436.85			

	2021 12 31			
		%		
1.				
2.	109,981,026.20			
	109,981,026.20			

	45,885,389.70
	45,885,389.70

	628,288,361.16
	628,288,361.16

7
(1).


		(%)		(%)
1	45,698,533.10	87.01	49,959,710.97	92.13
1 2	4,863,005.03	9.26	1,783,544.41	3.29
2 3	229,614.06	0.44	528,126.24	0.97
2	1,728,960.71	3.29	1,954,914.10	




1

(2).

		(%)
	18,721,428.28	35.64
	18,721,428.28	35.64

8





--	-50,721.80	50,721.80		0.00
--		-25,210.00	25,210.00	0.00
--				0.00
--				0.00
	321,854.04	482,140.63	4,121,311.92	4,925,306.59
			220,000.00	220,000.00
2022 12 31	894,075.72	532,996.53	18,536,446.92	19,963,519.17

(7).

	15,258,212.58	4,925,306.59	220,000.00		19,963,519.17
	15,258,212.58	4,925,306.59	220,000.00		19,963,519.17

(8).

(9).

				(%)	
		20,980,500.00	2-4	54.47	18,382,446.92
		4,000,000.00	1	10.39	200,000.00

1,250,000.00	1	3.25	62,500.00
--------------	---	------	-----------

9
(1).

		/			/	
	176,911,905.66	1,645,468.12	175,266,437.54	98,385,125.55	2,254,525.95	96,130,599.60
	226,180,885.20	8,497,537.13	217,683,348.07	138,504,571.98	994,651.71	137,509,920.27
	144,607,872.81	26,614,469.29	117,993,403.52	132,100,235.53	17,649,128.53	114,451,107.00
	50,689,706.43		50,689,706.43	26,809,245.41		26,809,245.41
	23,620,143.22		23,620,143.22	14,346,178.11		14,346,178.11
	865,822,924.90	30,083,822.26	835,739,102.64	553,542,620.45	7,094,978.69	546,447,641.76
	52,647.79		52,647.79	1,538,750.12		1,538,750.12
	1,487,886,086.01	66,841,296.80	1,421,044,789.21	965,226,727.15	27,993,284.88	937,233,442.27

(2).

	2,254,525.95	726,202.09		257,279.95	1,077,979.97	1,645,468.12
	994,651.71	8,497,537.14		886,242.54	108,409.18	8,497,537.13
	17,649,128.53	9,151,133.69		176,476.57	9,316.36	26,614,469.29
	7,094,978.69	23,322,783.81		333,940.24		30,083,822.26
	27,993,284.88	41,697,656.73		1,653,939.30	1,195,705.51	66,841,296.80

(3).

(4).

10
(1).

	127,107,834.52	6,373,012.54	120,734,821.98	155,825,316.10	7,836,465.81	147,988,850.29
	127,107,834.52	6,373,012.54	120,734,821.98	155,825,316.10	7,836,465.81	147,988,850.29

(2).

	32,000,731.89	1,669,264.86	30,331,467.03				
	32,000,731.89	1,669,264.86	30,331,467.03				/

(2).

	12	()	()	
2022 1 1				
2022 1 1				
--				
--				
--				
--				
	1,669,264.86			1,669,264.86
2022 12 31	1,669,264.86			1,669,264.86

(3).

(4).

20

(1).

(2).

21

	231,797,347.80	203,085,669.48
	231,797,347.80	203,085,669.48

(1).

1.	205,722,15 9.32	70,313,709 .12	11,545,93 8.47	9,280,276 .11	5,190,659	

4.	215,892,18 2.84	102,327,84 8.31	14,963,54 6.95	12,039,93 9.86	5,972,653 .97	351,196,17 1.93
1.	60,430,749 .24	23,548,015 .19	6,211,629 .75	5,679,376 .24	3,097,302 .39	98,967,072 .81
2.	10,575,044 .98	6,894,592. 83	3,023,351 .52	1,316,911 .70	472,105.2 2	22,282,006 .25
1	10,575,044 .98	6,894,592. 83	3,023,351 .52	1,316,911 .70	472,105.2 2	22,282,006 .25
3.		1,167,016. 17	470,704.3 7	101,738.0 2	110,796.3 7	1,850,254. 93
1		1,167,016. 17	470,704.3 7	101,738.0 2	110,796.3 7	1,850,254. 93
2						
4.	71,005,794 .22	29,275,591 .85	8,764,276 .90	6,894,549 .92	3,458,611 .24	119,398,82 4.13
1.						
2.						
1						
3.						
1						
4.						
1.	144,886,38 8.62	73,052,256 .46	6,199,270 .05	5,145,389 .94	2,514,042 .73	231,797,34 7.80

2.	145,291,410.08	46,765,693.93	5,334,308.72	3,600,899.87	2,093,356.88	203,085,669.48
----	----------------	---------------	--------------	--------------	--------------	----------------

(2).

(3).

(4).

(5).

22

	59,787,886.92	9,729,380.53
	59,787,886.92	9,729,380.53

(1).

04				8,889,380.53		8,889,380.53

(2).

							(%)					(%)
04	126,377,600.00	8,889,380.53		8,889,380.53								
HJT PEVCD	65,000,000.00		56,781,568.73		56,781,568.73	87.36	80.00					
	400,000,000.00		1,700,521.73		1,700,521.73	0.43						
		840,000.00	1,373,809.35	908,012.89	1,305,796.46							
	591,377,600.00	9,729,380.53	59,855,899.81	9,797,393.42	59,787,886.92	/	/			/	/	

(3).

(4).

23

(1).

(2).

24

25

1.	32,690,520.66	32,690,520.66
2.	39,882,440.56	39,882,440.56
	39,882,440.56	39,882,440.56
3.	888,146.88	888,146.88
	888,146.88	888,146.88
4.	71,684,814.34	71,684,814.34
1.	6,991,453.87	6,991,453.87
2.		

4.	18,031,164.01	18,031,164.01
1.		
2.		
(1)		
3.		
(1)		
4.		
1.	53,653,650.33	53,653,650.33
2.	25,699,066.79	25,699,066.79

26
(1).

1.	9,409,274.96	6,755,471.63		9,476,864.81	25,641,611.40
2.	2,380,606.94			1,394,251.98	3,774,858.92
(1)	2,380,606.94			1,394,251.98	3,774,858.92
(2)					
(3)					
3.				211,907.67	211,907.67
(1)				211,907.67	211,907.67
2					
4.	11,789,881.90	6,755,471.63		10,659,209.12	29,204,562.65
1.	1,746,190.53	6,755,471.63		5,696,667.82	14,198,329.98

1,909,747.44
1,909,747.44
211,907.67
211,907.67
15,896,169.75

28

(1).

(2).

(3).

(4).

(5).

29

	2,493,951.95	3,705,296.31	1,666,874.75		4,532,373.51
	2,493,951.95	3,705,296.31	1,666,874.75		4,532,373.51

30

/

(1).

	2,139,955.01	320,993.25	2,139,955.01	320,993.25
	71,997,736.08	8,895,187.69	14,019,452.44	1,690,761.08
	62,675,524.72	9,401,328.71	28,119,680.36	4,217,952.05
	311,320.43	46,698.06	518,867.91	77,830.19
	860,345.52	147,521.11	477,093.55	76,044.19
	19,860,086.91	2,986,619.54	15,179,965.34	2,280,907.92

	38,358,397.75	5,761,913.92	13,366,429.19	2,004,964.38
	6,373,012.54	955,951.88	7,871,903.20	1,181,470.48
	171,905,308.63	26,108,394.15	130,594,892.22	19,848,372.52
-	2,048,396.20	307,259.43	1,105,000.00	165,750.00
	1,212,264.15	181,839.62	1,212,264.15	181,839.62
	2,567,761.45	416,670.93	182,361.12	31,411.44
	1,669,264.86	250,389.73		
	177,243.17	26,586.48		
	25,800.00	3,870.00		
	382,182,417.42	55,811,224.50	214,787,864.49	32,078,297.12

(2).

	304,520.55	45,678.08	1,504,068.49	225,610.27
	304,520.55	45,678.08	1,504,068.49	225,610.27

(3).

(4).

	46,264,406.94	29,609,502.64
	108,788,422.75	74,415,570.90
	155,052,829.69	104,025,073.54

(5).

--	--	--

2021			
2022			
2023			
2024			

(2).

33

34

35

(1).

	196,299,207.40	172,954,498.16
	196,299,207.40	172,954,498.16

0.00

36

(1).

	744,175,848.29	321,245,647.33
	12,994,425.50	15,994,425.50
	19,727,566.65	16,904,234.72
	15,990,515.18	5,316,761.11
	17,861,327.42	9,968,288.88
	719,096.90	284,068.20
	811,468,779.94	369,713,425.74

(2).

1

--	--	--

	12,994,425.50	
	12,994,425.50	/

37

(1).

(2). 1

38

(1).

	783,744,907.50	519,481,059.24
	783,744,907.50	519,481,059.24

(2).

39


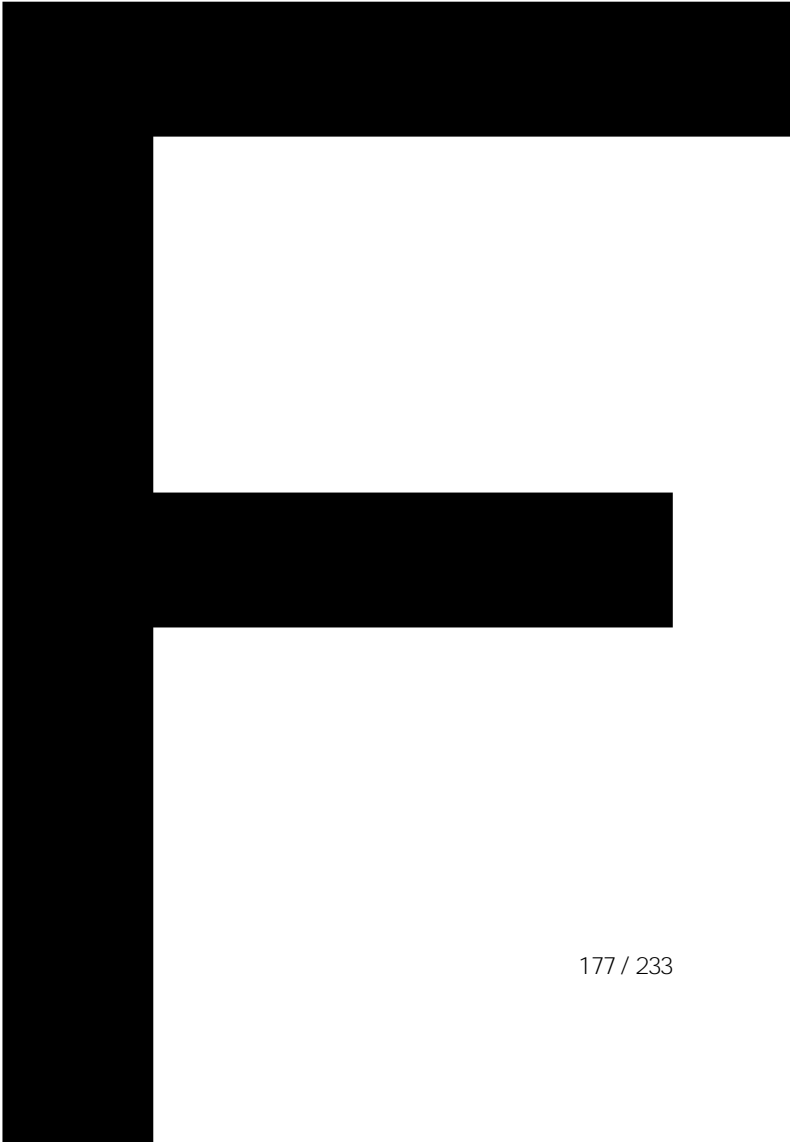
(1).

	26,490,595.22	257,611,171.57	242,720,024.81	41,381,741.98
-	61,610.24	16,817,181.83	16,745,775.16	133,016.91
		3,085,543.52	3,085,543.52	
	26,552,205.46	277,513,896.92	262,551,343.49	41,514,758.89

(2).

	26,437,425.3 2	227,686,212. 70	212,882,851. 88	41,240,786.1 4
		9,913,623.85	9,867,863.85	45,760.00
	37,081.00	9,802,094.65	9,759,603.55	79,572.10
	36,196.08	8,811,507.16	8,769,639.50	78,063.74
	761.75	681,491.85	680,775.61	1,477.99
	123.17	309,095.64	309,188.44	30.37
	1,216.00	8,320,992.00	8,321,504.00	704.00
	14,872.90	1,888,248.37	1,888,201.53	14,919.74
	26,490,595.2 2	257,611,171. 57	242,720,024. 81	41,381,741.9 8

(3).



	837,325.60	1,524,991.63
	740,688.71	1,144,910.10
	148,097.91	144,588.19
	790,907.98	324,314.30
	25,878,731.18	44,322,490.11

41

	14,482,587.60	21,411,983.00
	14,482,587.60	21,411,983.00

(1).

(1).

(1).

	3,660,907.66	2,730,924.92
	860,055.61	51,324.24
	9,846,788.40	17,172,724.00
	114,835.93	1,457,009.84
	14,482,587.60	21,411,983.00

(2). 1

42

43 1

1		
1		
1		
1	13,291,254.04	8,783,649.93
	13,291,254.04	8,783,649.93

44

--	--	--

(4).

47

	61,570,096.22	25,105,154.99
	9,420,053.61	1,887,134.70
	13,291,254.04	8,783,649.93
	38,858,788.57	14,434,370.36

48

(1).

(1).

49

50

51

	1,241,146.57	943,396.20	136,146.57	2,048,396.20	
	27,732.07		27,732.07		
	1,268,878.64	943,396.20	163,878.64	2,048,396.20	/

							/
2013		136,146.57			136,146.57		
2021		200,000.00				200,000.00	
2021	" "	905,000.00				905,000.00	/
			943,396.20			943,396.20	/
2019		27,732.07			27,732.07		

52

53

56

	17,172,724.00		7,325,935.60	9,846,788.40
	17,172,724.00		7,325,935.60	9,846,788.40

57

--	--	--	--	--

	146,997.27					1,142,880.28	-	995,883.01
	146,997.27					1,142,880.28	-	995,883.01

58

	19,360,992.54	6,663,487.42	126,853.56	25,897,626.40
	19,360,992.54	6,663,487.42	126,853.56	25,897,626.40

59

	39,468,908.42	453,487.72		39,922,396.14
	39,468,908.42	453,487.72		39,922,396.14

60

	441,501,131.14	409,390,653.69
+		
	441,501,131.14	409,390,653.69
	64,486,025.00	60,811,035.35
	453,487.72	3,313,517.74
	18,559,981.12	25,387,040.16
	486,973,687.30	441,501,131.14

1				0
2		0		
3			0	
4				0
5		0		

61

(1).

	1,946,936,051.51	1,359,684,560.72	1,603,728,265.88	1,120,902,775.51
	4,760,187.59	939,852.36	6,024,424.38	3,335,217.50
	1,951,696,239.10	1,360,624,413.08	1,609,752,690.26	1,124,237,993.01

	2022	
	1,797,261,038.86	1,260,081,942.43
	135,710,014.29	91,175,568.16
	13,964,998.36	8,427,050.13
	1,946,936,051.51	1,359,684,560.72

	2021	
	1,438,584,033.75	1,011,551,654.13
	154,008,427.46	102,202,447.61
	11,135,804.67	7,148,673.77
	1,603,728,265.88	1,120,902,775.51

	2022	
	1,110,196,257.78	851,657,859.02
	836,739,793.73	508,026,701.70
	1,946,936,051.51	1,359,684,560.72

	2021	
	1,282,444,764.49	898,056,864.99
	321,283,501.39	222,845,910.52
	1,603,728,265.88	1,120,902,775.51

2022

	2022
	1,946,936,051.51
	1,946,936,051.51

(2).

(3).

(4).

62

	4,568,106.50	5,158,855.17
	3,360,978.35	3,724,237.16
	1,515,034.56	1,460,169.48
	1,079,223.00	1,123,148.20
	2,829,301.69	1,167,999.21
	7,055.76	3,615.76
	13,359,699.86	12,638,024.98

—

63

	55,445,354.48	37,070,046.10
	3,007,021.40	1,306,442.85
	7,923,867.69	9,564,001.25
	1,361,955.45	1,242,802.77
	412,161.53	482,787.06
	191,271.32	53,491.10
	7,013,923.71	490,284.89

	57,917.87	41,021.00
	641,190.42	1,764,645.31
	14,799,407.56	5,803,898.12
	8,553,137.31	2,454,437.74
	7,589,371.50	2,712,224.51
	106,996,580.24	62,986,082.70

64

	70,522,262.14	60,977,595.87
	5,794,977.21	2,992,867.31
	1,120,002.80	1,001,932.53
	2,846,209.80	2,198,318.17
	13,033,087.74	11,550,856.54
	888,955.12	408,221.20
	2,597,729.50	2,202,758.51
	1,212,682.40	2,795,879.49
	2,779,423.56	2,063,655.73
	437,476.89	128,544.43
	1,088,231.30	677,588.35
	8,235,121.82	5,323,700.49
	2,505,196.28	1,386,069.69
	324,298.19	366,141.83
	534,040.00	405,062.00
	3,197,348.11	1,592,597.34
	200,846.85	4,176,856.81
	7,066,732.29	5,221,822.77
	124,384,622.00	105,470,469.06

65

	74,005,669.34	52,167,080.95
	79,161,786.21	56,029,079.96
		291,265.78
	1,370,425.38	1,436,222.23
	2,834,812.21	2,566,171.65
	9,967,913.93	6,905,339.10
	1,099,374.72	5,725,101.06
	2,573,713.56	2,573,713.56

	3,255,661.64	2,176,941.82
	174,269,356.99	129,870,916.11

66

	15,784,082.28	11,976,064.94
	4,824,428.36	2,690,537.92
	17,950,396.06	6,743,750.48
	50,802,931.54	2,477,031.26
	462,657.69	682,238.83
	-21,430,223.87	14,234,485.07

67

	7,774,450.56	14,219,444.58
	349,018.61	164,184.57
	8,123,469.17	14,383,629.15

68

	-300,000.00	-1,549,891.57
	1,295,532.02	
	4,249,885.20	1,561,492.35
	3,808,561.98	3,219,209.78
	-988,319.66	-1,601,171.23

	1,291,239.61	
	9,356,899.15	1,629,639.33

69

70

" XA6Ø5vH3 4VhDfAD

	-1,199,547.94	1,504,068.49
	-1,199,547.94	1,504,068.49
	-1,199,547.94	1,504,068.49

71

	141,805.78	35,437.39
	-1,463,453.27	3,105,841.37
	40,376,009.24	13,665,523.72

73

		-477,607.37
		-477,607.37
	-85,943.54	
	-85,943.54	-477,607.37

74

	1,850.38		1,850.38
	125,156.21	678,620.94	125,156.21
	5,648,077.42	2,493,253.61	5,648,077.42
	5,775,084.01	3,171,874.55	5,775,084.01

75

	7,062.90	219,016.15	7,062.90
	7,062.90	219,016.15	7,062.90
	4,500.00	521,498.18	4,500.00
	150,888.55	552,135.90	150,888.55
	162,451.45	1,292,650.23	162,451.45

76

(1).

	39,322,463.37	35,511,941.69
	-23,912,859.57	-7,707,595.66
	15,409,603.80	27,804,346.03

(2).

	97,730,885.30
/	14,659,632.80
	2,187,958.43
	431,538.48
	-149,605.74
	2,978,573.31
	-6,223,781.15

	17,915,679.52
	-18,534,483.81
	1,350,154.94
	-16,518.06
/	810,455.09
	15,409,603.80

77

57

78

(1).

	3,854,836.04	2,690,537.92
	26,040,796.17	11,999,130.08
	18,206,392.58	1,123,274.68
	8,610,571.92	14,994,343.39
		4,617,326.09
	3,443,507.93	2,568,074.95
	60,156,104.64	37,992,687.11

(2).

	7,238,688.93	5,911,006.76
	1,348,724.17	2,095,021.69
	27,305,653.40	17,729,807.80
	9,863,227.23	5,925,056.38
	8,837,376.66	3,158,147.72
	15,423,714.90	8,937,954.41

	938,561.97	628,185.48
	4,968,627.05	4,226,445.13
	2,203,980.69	1,170,941.68
	5,168,120.33	19,725,104.65
	10,786,766.40	27,358,080.00
	70,323,901.81	33,303,453.36
	3,386,169.38	264,443.00
	5,079,878.12	6,278,234.79
	3,486,186.57	2,130,189.50
	6,934,707.58	7,576,456.50
	6,494,087.74	5,457,601.85
	189,788,372.93	151,876,130.70

(3).

(4).

-	8,382,151.25	
	8,382,151.25	

(5).

(6).

	11,918,266.99	6,603,415.77
	7,325,935.60	
	19,244,202.59	6,603,415.77

79
(1).

1		
	82,321,281.50	77,801,560.96
	40,376,009.24	13,665,523.72
	77,192,405.66	59,962,242.54
	24,078,643.13	21,015,370.18
	11,594,801.94	6,991,453.87
	1,909,747.44	1,348,158.95
	1,666,874.75	736,168.81
" "	85,943.54	477,607.37
" "	7,062.90	219,016.15
" "	1,199,547.94	-1,504,068.49
" "	-17,068,453.20	16,242,784.16
" "	-6,536,656.83	-11,600.78
" "	-23,732,927.38	-

	8,382,151.25
	0
	-7,587,451.25

:

(4).

	307,822,624.08	371,989,816.95
	132,471.46	207,717.04
	307,690,152.62	371,782,099.91
	307,822,624.08	371,989,816.95

80

" "

81

	79,154,707.91	
	59,443,105.53	
	19,711,602.38	
	45,885,389.70	

	125,040,097.61	/

82

(1).

	-	-	81,328,130.97
	11,677,346.46	6.9646	81,328,047.17
	0.06	7.4229	0.45
	11.05	7.5432	83.35
	-	-	418,551,621.69
	60,097,007.97	6.9646	418,551,621.69
	-	-	32,000,731.89
	4,594,769.53	6.9646	32,000,731.89
	-	-	868,333.51
	124,678.16	6.9646	868,333.51

(2).

83

84

(1).

--	--	--	--

	2,048,396.20		136,146.57
	7,638,303.99		7,638,303.99

(2).

			2022	2021
2013			136,146.57	222,933.26
2021	200,000.00			
2021	“	905,000.00		
”				
	943,396.20			

			2022	2021
				126,300.00
	653,110.45		653,110.45	334,285.45
				37,161.00
				159,000.00
2020				108,000.00
2020				59,900.00
				250,000.00
	30,000.00		30,000.00	30,000.00
2019	27,732.07		27,732.07	472,267.93

				2022	2021
					2,594,192.00
					4,537,015.94
2021	“				4,095,000.00
”					
2019					10,000.00
					10,000.00
2020					41,539.00
	2021				8,100.00
2021					100,000.00
2020					10,000.00
2020					199,430.00
“	”				
2021					300,000.00
2021					158,300.00
2020					50,000.00
	-				80,000.00
2019					134,900.00
2020	/				3,000.00
	/2019				
					25,020.00

			2022	2021	
2021				63,100.00	
2021	60,000.00		60,000.00		
2021	200,000.00		200,000.00		
2021	194,215.00		194,215.00		
2021	650,000.00		650,000.00		
2021	11,000.00		11,000.00		
2021	294,000.00		294,000.00		
2022	20,000.00		20,000.00		
2022	93,500.00		93,500.00		
2022	500,000.00		500,000.00		
2022	1,000.00		1,000.00		
	1,000,000.00		1,000,000.00		
	24,600.00		24,600.00		
	400,000.00		400,000.00		
2021	21,000.00		21,000.00		
	25,000.00		25,000.00		
	210,500.00		210,500.00		
	1,684,584.47		1,684,584.47		
“ ”	50,000.00		50,000.00		
2021	67,800.00		67,800.00		
2021	50,000.00		50,000.00		

2022

--	--	--	--	--

2022

2021

2023		375,000.00
2024		425,000.00
2025		475,000.00
2026		525,000.00
2027		590,000.00
2027		1,025,000.00
1	1	670,000.00
1-2		355,000.00
2-3		
3		

1

2

3

4

		%					%				:	:
	1,589,400	30					30%	298,160.39	1,589,400	1,291,239.61		

5

2022 4 27

" "

1,000

2022 9 28

1
(1).

				(%)		
				100		
				71.76		
				100		
				70		
				100		
				100		

(2).

			:	:
	28.24	3,942,538.20	18,000,000.00	8,162,888.90
	30	15,530,171.37	7,389,060.00	31,719,345.16
	30	-2,788,733.50		-5,055,427.91
	30	990,629.21	1,576,700.00	2,585,034.99

(3).

	197,695,775.27	2,773,762.68	200,469,537.95	166,845,075.75	148,193.94	166,993,269.69	164,740,422.08	4,939,216.32	169,679,638.40	106,082,534.93	1,013,656.19	107,096,191.12
	180,082,894.93	3,254,565.58	183,337,460.51	77,651,423.38	703,542.17	78,354,965.55	133,609,464.58	3,504,368.51	137,113,833.09	58,978,839.46	1,601,149.94	60,579,989.40
	28,614,743.04	7,237,538.07	35,852,281.11	49,110,892.05		49,110,892.05	8,065,861.97	4,302,328.47	12,368,190.44	16,591,036.23	27,732.07	16,618,768.30
	28,603,553.49	831,333.44	29,434,886.93	12,552,305.09		12,552,305.09	54,608,577.97	747,227.65	55,355,805.62	37,108,910.27		37,108,910.27

	178,003,535.79	15,472,076.69	15,472,076.69	19,843,690.11	179,345,708.55	20,749,673.78	20,749,673.78	- 1,623,343.75
	205,400,079.36	51,767,237.91	51,767,237.91	28,016,329.15	107,211,577.89	27,848,067.16	27,848,067.16	4,954,929.39
	2,666,548.82	-9,295,778.33	-9,295,778.33	1,237,355.21	6,743.36	-7,979,398.63	-7,979,398.63	-802,332.32
	23,791,995.28	3,302,097.37	3,302,097.37	1,258,338.46	37,338,303.14	9,100,185.12	9,100,185.12	302,367.22

(4).

(5).

2

3

(1).

: :

				(%)		
				37.73		
				30.00		
				15.00		

20%

20%

(2).

(3).

(4).

(5).

(6).

			:	:
		-571,749.01		-571,749.01

(7).

1.

1

2

3

12

)

(

12

12

12

2.

2022 12 31

	2022 12 31			
	1	1-2	2-3	3
	350,000,000.00			
	196,299,207.40			
	811,468,779.94			
	14,482,587.60			
	15,564,369.71	12,288,873.13	6,883,160.42	26,833,692.96
	1,387,814,944.65	12,288,873.13	6,883,160.42	26,833,692.96

3.

1

1.		50,304,520.55		50,304,520.55
1				
2				
3		50,304,520.55		50,304,520.55
2.				
1				
2				
		89,999,436.85		89,999,436.85
1.				
2.				
3.				
1.				
2.				
		140,303,957.4		140,303,957.4
1.				
2.				

2

3

4

5

6

7

8

9

1

2

1

3

3

4

5

(1).

/

		194,690.26			5,212,389.36
		5,930.97			2,502,151.05

/

		247,787.61	238,938.05
			586,206.90
		1,627,219.57	

- (2). / /
 /
 /
 /
 /
- (3).

--	--	--	--	--	--	--

(4).

(5).

(6).

(7).

	1,204.46	871.24

(8).


6

(1).

		326,111.80	32,611.18	327,413.80	16,370.69
		10,969.77		366,500.00	
				21,000.00	1,050.00
		20,980,500.00	18,382,446.92	20,980,500.00	14,305,925.00

(2).


			：	：
				81,000.00
				1,240,840.70
		2,598,053.08		2,598,053.10



				415,400.00

117.13/

35



1

2023 3 " 2023 1544 " " 2023
1720 "
5358 2021 05 5359 " 2021 05
2023 1720 2023 1544

2

	19,748,560.34

116,168,002 10 1.70 ()
19,748,560.34

2022

3

4

1

(1).

(2).

2

3

(1).

(2).

4

5

6

(1).

(2).

(3).

(4).

7

8

1

(1).

1	
1	
1	883,770,682.54
1	883,770,682.54
1 2	325,132,456.24
2 3	95,814,977.66
3	
3 4	17,394,046.07
4 5	43,005,359.88
5	41,853,151.82
	1,406,970,674.21

(2).

		(%)		(%)		(%)		(%)		
	48,457,320.39	3.44	29,981,220.39	61.87	18,476,100.00	21,188,683.11	2.35	21,188,683.11	100.00	
	1,358,513,353.82	96.56	136,080,308.41	10.02	1,222,433,045.41	881,798,609.72	97.65	104,585,426.43	11.86	777,213,183.29
1	142,783,511.99	10.15	-	-	142,783,511.99	99,325,781.73	11.00			99,325,781.73
2	1,215,729,841.83	86.41	136,080,308.41	11.19	1,079,649,533.42	782,472,827.99	86.65	104,585,426.43	13.37	677,887,401.56
	1,406,970,674.21	/	166,061,528.80	/	1,240,909,145.41	902,987,292.83	/	125,774,109.54	/	777,213,183.29

			%	
	24,903,000.00	8,603,278.88	34.55	
	7,200,000.00	7,200,000.00	100	
	3,028,503.29	3,028,503.29	100	
	2,700,000.00	932,773.28	34.55	
	2,450,000.00	2,450,000.00	100	
	1,648,900.00	1,648,900.00	100	
	1,428,400.00	1,428,400.00	100	
()	1,206,111.00	1,206,111.00	100	

	939,876.92	939,876.92	100	
	880,683.76	880,683.76	100	
	312,000.00	312,000.00	100	
	284,080.00	284,080.00	100	
	258,000.00	258,000.00	100	
	144,621.00	144,621.00	100	
	1,073,144.42	663,992.26	61.87	
	48,457,320.39	29,981,220.39	61.87	/

1

			%
1	142,783,511.99		
2	1,215,729,841.83	136,080,308.41	11.19
	1,358,513,353.82	136,080,308.41	10.02

(3).

	125,774,109.54	70,530,082.85	153,498.90	30,089,164.69	166,061,528.80
	125,774,109.54	70,530,082.85	153,498.90	30,089,164.69	166,061,528.80

(4).

(5).

		(%)	
	357,091,731.61	25.38	23,360,909.02
	357,091,731.61	25.38	23,360,909.02

(6).

(7).

2

	78,372,768.95	54,693,768.95
	121,204,596.31	44,225,717.70
	199,577,365.26	98,919,486.65

(1).

(2).

(3).

(1).

()		
	48,634,002.22	21,634,002.22
		7,000,000.00
	26,059,766.73	26,059,766.73
	3,679,000.00	
	78,372,768.95	54,693,768.95

(2). 1

(3).

(1).

1	
1	
1	116,333,602.42
1	116,333,602.42
1 2	1,810,825.34
2 3	8,127,550.00
3	
3 4	14,475,309.77
4 5	
5	84,000.00
	140,831,287.53

(2).

	126,618,887.78	54,617,770.86
	13,930,362.74	4,602,357.43
	282,037.01	71,180.10
	140,831,287.53	

		20,980,500.00	2-4	14.90	18,382,446.92
		14,550,160.74	1	10.33	
	/	125,311,925.77	/	88.98	18,382,446.92

(7).

(8).

(9).

3

	178,761,765.09		178,761,765.09	121,561,659.83		121,561,659.83
	2,139,955.01	2,139,955.01		2,139,955.01	2,139,955.01	
	180,901,720.10	2,139,955.01	178,761,765.09	123,701,614.84	2,139,955.01	121,561,659.83

(1).

	28,162,217.98	38,674,745.77		66,836,963.75		
	38,710,405.40	230,291.14		38,940,696.54		
		2,100,000.00		2,100,000.00		
	15,063,128.55	5,816,845.39		20,879,973.94		
	15,006,482.40	90,754.02		15,097,236.42		
	7,025,208.44	287,745.25		7,312,953.69		
	6,354,213.65	273,955.55		6,628,169.20		
	5,099,273.48	186,645.73		5,285,919.21		
	3,504,555.08	63,771.37		3,568,326.45		
	1,213,190.94	1,774,073.07	600,000.00	2,387,264.01		
	713,190.94	164,176.50		877,367.44		
	709,792.97	137,101.47		846,894.44		
		8,000,000.00		8,000,000.00		
	121,561,659.83	57,800,105.26	600,000.00	178,761,765.09		

(2).

											2,139,955.01
		600,000.00	300,000.00	-300,000.00							
		600,000.00	300,000.00	-300,000.00							2,139,955.01
		600,000.00	300,000.00	-300,000.00							2,139,955.01

4

(1).

	1,878,870,843.52	1,715,056,629.94	1,469,663,148.85	1,324,207,837.29
	2,456,343.85	265,927.99	50,054,012.22	42,570,274.17
	1,881,327,187.37	1,715,322,557.93	1,519,717,161.07	1,366,778,111.46

(2).

(3).

(4).

5

	47,920,140.00	60,659,346.13
	-300,000.00	-1,549,891.57
	1,289,400.00	557,884.01
	4,249,885.20	1,561,492.35
	-646,584.04	-1,215,967.31
	-161,858.67	-584,446.69
	52,350,982.49	59,428,416.92

6

1

	2,495,604.80	
	6,089,866.09	
	3,808,561.98	
	3,050,337.26	
	375,314.78	

	5,619,695.46	
	3,000,666.57	
	458,764.08	
	17,979,949.72	

1 ---

1 ---

2

	%		
	4.52	0.55	0.55
	3.26	0.40	0.40

3

4

2023 4 17